




* UniChock™ sample installation. Product subject to change. iDock Controls shown with optional dock light push button.




DLM Overview...

- Industry Experience Since 1962
- Extensive Application Experience
- Fully Integrated Manufacturing Facilities
- On-Site Engineering & Customer Support
- National Network of Knowledgeable Sales and Service Representatives
- Superior Structural Construction
- Accepted Nationally by Fortune 500 Companies

Since introducing the “freight industry’s” first Edge-of-Dock leveler in 1962, DLM has continued to improve productivity and safety at the loading dock. The DLM UniChock vehicle restraint is value engineered to meet both application and budget constraints while maximizing productivity, optimizing efficiency and improving safety. The UniChock Series restraint is a universally effect option for trailers with lift gates or damaged rear impact guards.

Operation

Once a trailer is fully backed and parked in position against the dock bumpers, the yellow UniChock™ is removed from the storage bracket and placed under the front of one of the trailer's back tires. This will sound an audible indicator and display a message on the iDock Controller that the unit is in a safe position. The dock attendant can then proceed to open the door and deploy the leveler.



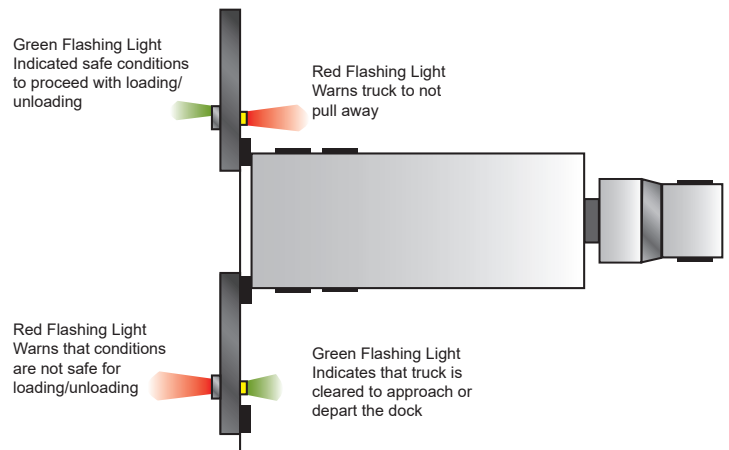
After loading is complete, the dock attendant stores the leveler and closes the overhead door, either of which must have an installed switch interlocked with the restraint. This will then sound and display indications to return the UniChock to the storage bracket.



Effective Communication

The UniChock uses advanced iDock Controls with an LED 3-color light communication system. As a truck approaches, the exterior light is green and the interior light is red. Once a trailer is parked at the dock and the UniChock is correctly positioned under the trailer's tire, the exterior light automatically changes to red and interior light to green. If the chock is moved to an unsafe position during loading, an audible alarm will sound and the interior light will change to alternating red and amber until the restraint is back in the correct position.

When loading is complete, the dock attendant stores the leveler and closes the door, either of which automatically changes the interior light to amber and the exterior light to alternating red and green until the unit is placed back on the storage bracket, which changes the exterior light to green and interior light to red.



UniChock Vehicle Restraint Safety Features...

- Damaged traction teeth can be replaced as necessary to maintain a stronger grip.
- Automatic light sequencing with interior/exterior red/green lights always in opposition.
- Exterior and interior audible alarm if the UniChock is not in a safe position during loading.
- Full communication package with lights, signs and control panel with universal signage pictures for additional communication safety.
- Optional integrated iDock Controls for safe leveler interlock.

Connect online with

