

Foam Pad Hood (FPH) Dock Seal

Competitive Product Comparison



FEATURES

- Designed for door openings up to 9 x 12-feet
- Hood-style head curtain with a standard 24-inches drop (customizable to any length)
- High-density polyurethane compression foam side pads
- Standard pad projection is 10-inches
- Pressure-treated, kiln-dried wood frame
- Foam is chemically bonded to the frame
- Standard full-height yellow guide stripes
- Heavy-duty galvanized mounting hardware
- Pads are vented for air and moisture release
- Top-grade fabrics provide superior performance and maximum durability
- Velcro® attachments
- All sew lines are lock-stitched and reinforced with UV-resistant thread

BUILT TO LAST

All DLM Dock Seal standard frames are made from pressure-treated and kiln-dried wood for greater moisture resistance and enhanced durability.

Dock Seal	Pressure-Treated, Kiln-Dried Wood Frame
DLM FPH	● Yes
Competitor #1	● No
Competitor #2	● No
Competitor #3	● No

Foam Pad Hood (FPH) Dock Seal

Competitive Product Comparison





FASTER, EASIER REPAIRS

Unlike competitors who fully wrap the wood backing, the FPH Dock Seal is stitched along the sides for cleaner removal of cover fabrics, easier recovers and less dock downtime.




MORE OPTIONS FOR SAFETY, DURABILITY, AND STYLE

The FPH Series is available in six fabric selections and four different colors, many available with an optional flame-retardant design that self-extinguishes a flame in two seconds or less.

Dock Seal	Flame-Retardant & Self-Extinguishing Options
DLM FPH	 Yes
Competitor #1	 No
Competitor #2	 No
Competitor #3	 No

TESTED & PROVEN TO PERFORM

DLM's cover materials and fabrics have undergone rigorous testing and feature the highest puncture, tear and abrasion resistance in the industry.

FABRIC PROPERTIES & COLORS					
FABRIC	ABRASION RESISTANCE (cycles) Fed Std 5306 / ASTM D3884	TENSILE STRENGTH (lbs./in.) Fed Std 5100 / ASTM D751	TEAR STRENGTH (lbs., WxL) Fed Std 5134 / ASTM D2261	COLD RESISTANCE (at -40°F) Fed Std 5874 / ASTM D2136	COLORS
MAX-1000™	65000	1000 x 1000	200 x 200	Pass	
MAX-60™	3000	950 x 850	160 x 130	Pass	
40 oz. NOVALON™	1500	400 x 350	50 x 50	Pass	
16 oz. NOVALON™	100	400 x 350	50 x 40	Pass	
40 oz. Vinyl	3000	950 x 850	160 x 130	Pass	
22 oz. Vinyl	1850	695 x 650	120 x 100	Pass	

W194N11481 McCormick Dr. | Germantown, WI 53022
dlmdocks.com | sales@dlmdocks.com
800-643-5424



dlmdocks.com
COMP PRDCT FPH 07/2025

Designed, Engineered, and Manufactured in the U.S.A.
© 2025 Systems, LLC/DLM
Consistent with our policy of continuing product improvement, we reserve the right to change product specifications without notice or obligation.

Let DLM help you find the best solution for your operation.



Value Engineered Dock Levelers