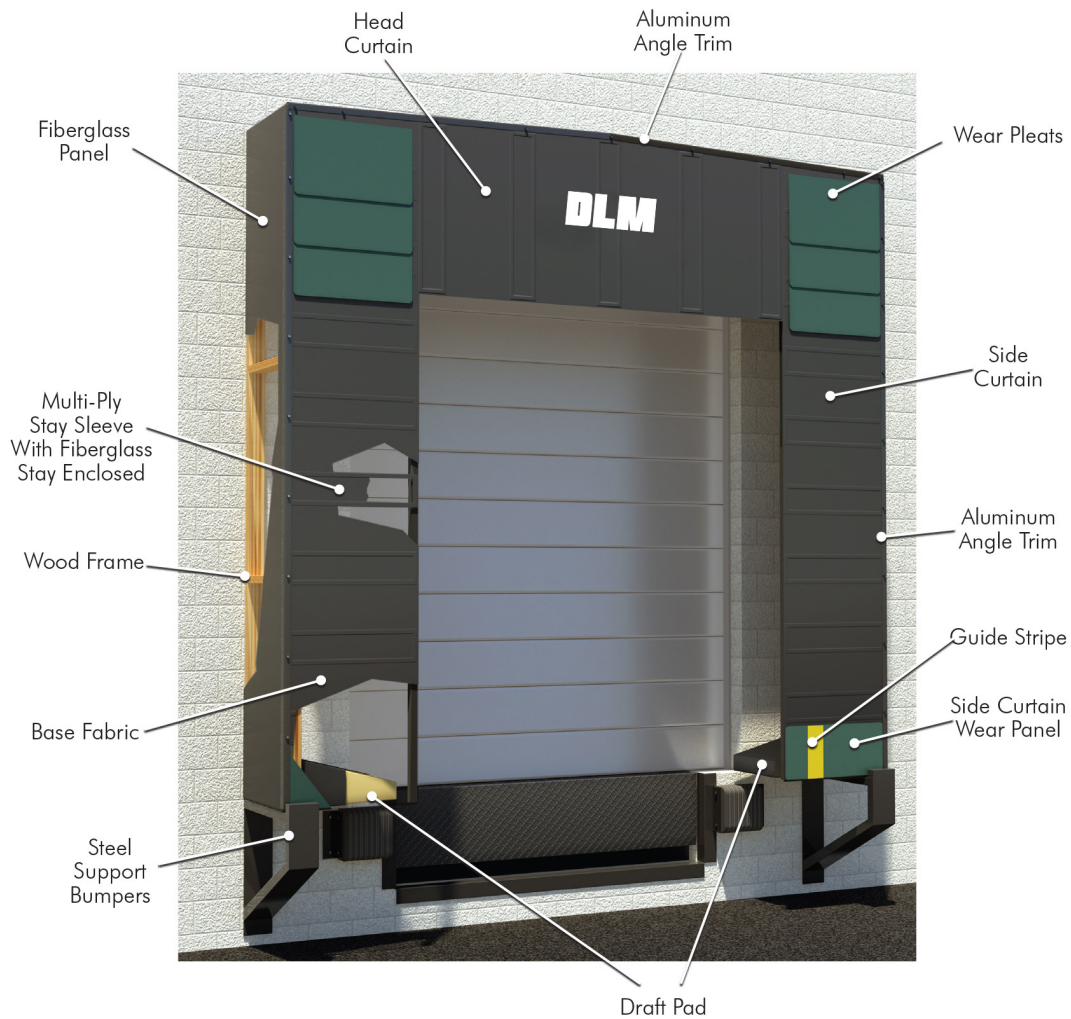


Rigid Frame (RF) Dock Shelter

Competitive Product Comparison

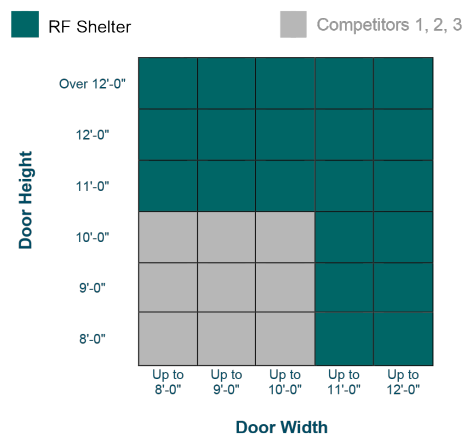


FEATURES

- Designed for doors 12 x 12-feet and higher
- Head and side curtains provide wrap-around protection
- Provides full access to trailers
- Minimizes pressure on building walls
- Pressure-treated, kiln-dried wood frame
- Side and top fiberglass panels
- Large steel support bumpers
- Corner wear pleats are standard
- Vinyl-covered foam draft pads
- 24-inch shelter projection
- Heavy-duty galvanized mounting hardware
- Standard 15-inch yellow guide stripes
- All sew lines are lock-stitched and reinforced with UV-resistant thread

GREATEST SIZE OPTIONS

The DLM RF Series Dock Shelter is designed to fit door openings from 8 x 8-feet up to 12 x 12-feet and higher.







WARNING: Cancer and Reproductive Harm-www.P65Warnings.ca.gov

Rigid Frame (RF) Dock Shelter

Competitive Product Comparison





BUILT TO LAST

All DLM Dock Seal standard frames are made from pressure-treated and kiln-dried wood for greater moisture resistance and enhanced durability.

Dock Shelter	Pressure-Treated, Kiln-Dried Wood Frame
DLM RF	 Yes
Competitor #1	 No
Competitor #2	 No
Competitor #3	 No


MORE OPTIONS FOR SAFETY, DURABILITY, AND STYLE

The RF Series is available in six fabric selections and four different colors, many available with an optional flame-retardant design that self-extinguishes a flame in two seconds or less.

Dock Shelter	Flame-Retardant & Self-Extinguishing Options
DLM RF	 Yes
Competitor #1	 No
Competitor #2	 No
Competitor #3	 No

TESTED & PROVEN TO PERFORM

DLM cover materials and fabrics have undergone rigorous testing and feature the highest puncture, tear and abrasion resistance in the industry.

FABRIC PROPERTIES & COLORS					
FABRIC	ABRASION RESISTANCE (cycles) Fed Std 5306 / ASTM D3884	TENSILE STRENGTH (lbs./in.) Fed Std 5100 / ASTM D751	TEAR STRENGTH (lbs., WxL) Fed Std 5134 / ASTM D2261	COLD RESISTANCE (at -40°F) Fed Std 5874 / ASTM D2136	COLORS
MAX-1000™	65000	1000 x 1000	200 x 200	Pass	
MAX-60™	3000	950 x 850	160 x 130	Pass	
40 oz. NOVALON™	1500	400 x 350	50 x 50	Pass	
16 oz. NOVALON™	100	400 x 350	50 x 40	Pass	
40 oz. Vinyl	3000	950 x 850	160 x 130	Pass	
22 oz. Vinyl	1850	695 x 650	120 x 100	Pass	

W194N11481 McCormick Dr. | Germantown, WI 53022
dlmdocks.com | sales@dlmdocks.com
800-643-5424



dlmdocks.com
COMP PRDCT RF 07/2025

Designed, Engineered, and Manufactured in the U.S.A.
© 2025 Systems, LLC/DLM
Consistent with our policy of continuing product improvement, we reserve the right to change product specifications without notice or obligation.

Let DLM help you find the best solution for your operation.



Value Engineered Dock Levelers