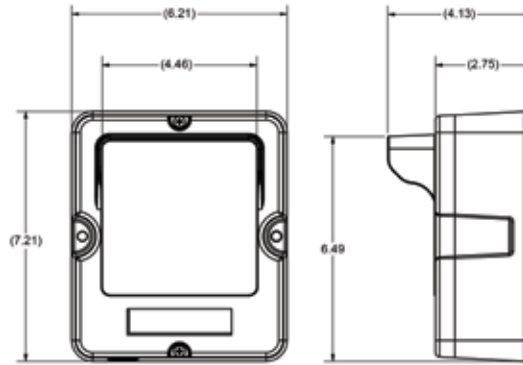
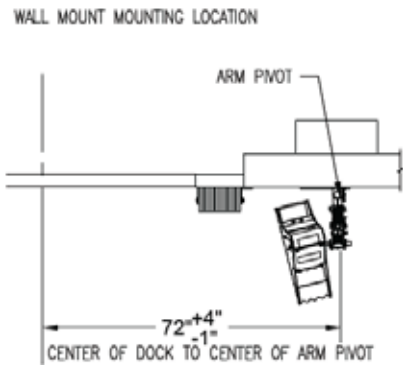


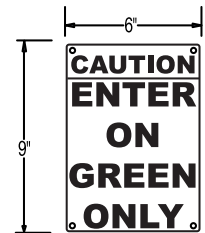
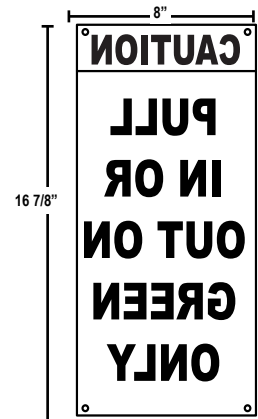
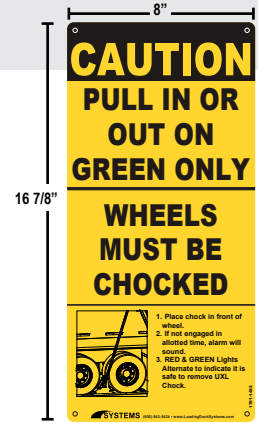
UXL Wheel-Based Vehicle Restraint

Specification Sheet & Submittal

Outside Signage



OSLA (Outside Light Assembly)



Inside Signage

Standard Features

Universal wheel chock with light communication system	Articulating arm provides an effortless placement of chock
Audible alerts to ensure safe use and storage	Operational range from dock: minimum 48" and maximum 14'
Interior messages for the position of the chock	Galvanized ground plate provides advanced corrosion protection
iDock® Alert with dynamic message display	iDock 2.0 Controls connected online with optional myQ® Enterprise
Steel teeth engage plate to prevent pullout	Designed and manufactured in the USA

General Description

The DLM Docks UXL is a wheel-based trailer restraint with advanced light communication and available as a standalone unit or integrated with other dock equipment. Universally effective in most conditions, the unit helps prevent unexpected trailer departure or movement from the loading dock during the loading process. The UXL vehicle restraint features steel teeth that engage ground plate, inside iDock control panel, exterior communication lights and instructional signs.

Exterior Lights

Low profile, traffic style, red, and green LED lights are standard for communication to truck driver. A set of caution signs warns truck driver to "Back In or Pull Out On Green Light Only".



Standard Operation Features

Once a trailer is fully backed and parked in position against the dock bumpers, the yellow UXL is removed from the storage position and placed under the front of one of the trailer's back tires, locking into the ground plate. A message will display on the iDock Controller that the unit is in a safe position. The dock attendant can then proceed to open the door and deploy the leveler. After loading is complete, the dock attendant stores the leveler and closes the overhead door, either of which must have an installed switch interlocked with the restraint. This will then display indications to return the UXL to the stored position.

Construction

The restraint unit is durable steel construction with a powder coat finish. The ground plate is galvanized providing advanced corrosion protection. The retracting arm and storage bracket are zinc-plated steel. Wired sensors are installed in the restraint unit and the storage bracket. The control panel is NEMA 4X with all components, connections and wiring UL listed and/or recognized. Panels are built in-house in a UL-approved control panel shop.

Electrical

The UXL vehicle restraint is available as a standalone unit or combined electronically in a single integrated control panel with your dock leveler selection. Interior and exterior 12-volt LED lights are powered by an integral transformer located in the control panel. Electrical control panel is a NEMA 4X enclosure.



Please Note: Unless specifically noted on quotation, all electrical requirements, including mounting of control box, outside lights and signs, are the responsibility of others.

Warranty

All UXL vehicle restraints feature a full one (1) year base warranty on all structural, mechanical and electrical parts, including freight and labor charges in accordance with Systems, LLC's Standard Warranty Policy. Systems, LLC warrants all components to be free of defects in materials and workmanship, under normal use, during the warranty period. This base warranty period begins upon the completion of installation or the sixtieth (60th) day after shipment, whichever is earlier.

Order Specifications

Optional Equipment

Check Options Desired

- | | |
|--|--|
| <ul style="list-style-type: none"> <input type="checkbox"/> Integrated Control Panel <input type="checkbox"/> Restraint Engaged Interlock with Leveler <input type="checkbox"/> Restraint Engaged Interlock with Door <input type="checkbox"/> Wall Embedded Snow Ground Plate | <ul style="list-style-type: none"> <input type="checkbox"/> Post Mount <input type="checkbox"/> iDock 1.0 Controller (see 1.0 literature) <input type="checkbox"/> Special NEMA _____ Enclosure <input type="checkbox"/> Other _____ |
|--|--|

*Options must also be selected on the iDock Controls Spec Sheet

Required Information

CUSTOMER	_____
JOB	_____
LOCATION	_____
NUMBER OF UNITS	_____
MODEL	_____
SIZE	_____
REPRESENTED BY	_____
SALES REP	_____

Certified for Construction

BY _____

DATE _____

COMPANY _____

CITY & STATE _____

DRAWING # _____